



Date _____

Quote# _____

Custom Wall Plate Design Form

Name _____
 Company _____
 E-Mail _____
 Address _____
 City _____ State _____ Zip _____
 Phone# _____
 Fax# _____
 Signature _____

Step 1 Choose Size of Wall Plate:

1 Gang
 2 Gang
 3 Gang
 Other (Specify) _____

Step 2 Choose Finish of Wall Plate:

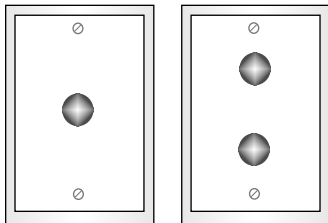
_____ _____ _____

Stainless Steel: SB = Brushed
 SI = Ivory
 SW = White

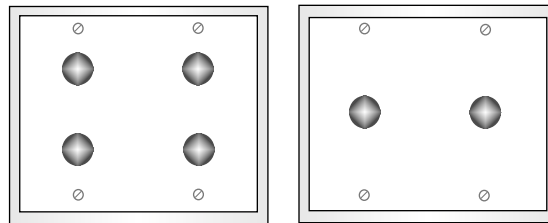
Anodized: AC = Clear
 AB = Black
 ABR = Bronze
 AG = Gold

KYDEX: KB = Black
 KI = Ivory
 KW = White

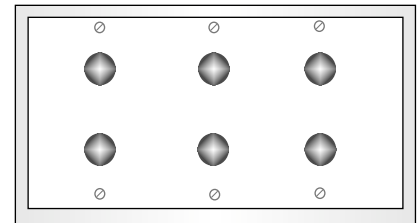
Single Gang



Double Gang



Triple Gang



Step 3 Choose Your Connectors and Type


Connector	Type (Circle One)	Qty
HD15 Male (VGA)	Pass Thru Solder	_____
HD15 Female (VGA)	Pass Thru Solder	_____
Mini Stereo Female	Pass Thru Solder	_____
Mini Mono Female	Pass Thru Solder	_____
RCA - Red Female	Pass Thru Solder	_____
RCA - Blue Female	Pass Thru Solder	_____
RCA - Green Female	Pass Thru Solder	_____
RCA - Yellow Female	Pass Thru Solder	_____
RCA - Black Female	Pass Thru Solder	_____
RCA - White Female	Pass Thru Solder	_____
BNC - Red Female	Pass Thru Solder	_____
BNC - Blue Female	Pass Thru Solder	_____
BNC - Green Female	Pass Thru Solder	_____
BNC - Yellow Female	Pass Thru Solder	_____
BNC - Black Female	Pass Thru Solder	_____
BNC - White Female	Pass Thru Solder	_____
S-Video Female	Pass Thru Solder	_____
HDMI Female	Pass Thru -----	_____
DVI Female	Pass Thru -----	_____
Toslink Female	Pass Thru Solder	_____
DB9 Female	Pass Thru Solder	_____
DB9 Male	Pass Thru Solder	_____
RJ45 Female	Pass Thru Solder	_____
RJ11 Female	Pass Thru Solder	_____
USB A to B Female	Pass Thru -----	_____
XLR Male	----- Solder	_____
XLR Female	----- Solder	_____
XLR4 Female	----- Solder	_____
XLR5 Female	----- Solder	_____
Binding Post Female	----- Solder	_____
NL2MP Female	----- Solder	_____
NL4MP Female	----- Solder	_____
NL8MP Female	----- Solder	_____
Combo XLR 1/4" TRS Female	----- Solder	_____
1/4" Female Mono Female	----- Solder	_____
1/4" Female Stereo Female	----- Solder	_____
F Connector Female	Pass Thru Solder	_____

Optional Step 4 Connector engraving comes standard. For LOGO Engraving *, check here and draw logo placement on plate

Draw Optional Logo Placement here



For dual, triple and larger gang plates, please fax separate sheet with desired logo placement



Step 5
Fax Back to:
800-428-8881
Toll Free Phone:
800-431-2490

E-mail: Value@Qualitone .com
 55 Ruta Court, South Hackensack, NJ 07606

Once plate is ordered it is non-cancelable and non-returnable. Custom plates take approximately 7 days to be made after sign off of drawing. For rush service, please inquire.

*Vectored/High Resolution Artwork (.eps, .ay, .dwg, .dxf) required. Non-Vectored art will require additional time and charges